

**The greatest  
risk factor  
for SSI is a  
patient's skin.<sup>1,2</sup>**

**Create an aseptic surface.**



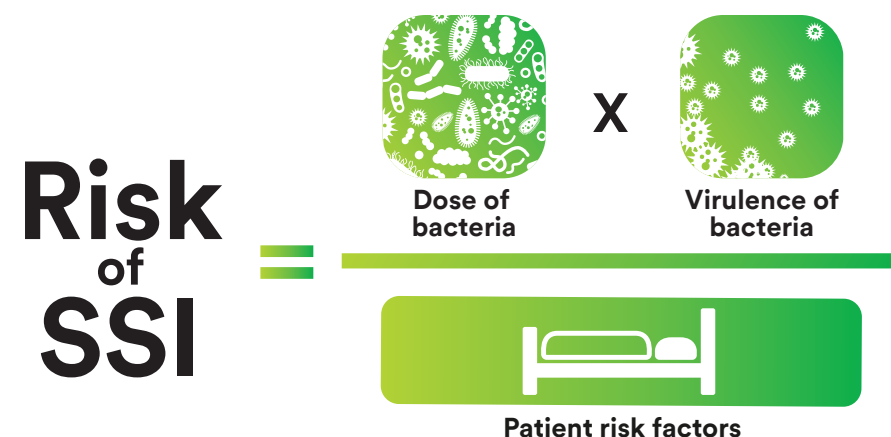
# Every surgical patient risks Surgical Site Infection (SSI).

The skin can contain over  
**1 million**  
bacteria per square centimeter.<sup>3</sup>

It takes only  
**10**  
microbes per square centimeter\*  
to cause a surgical site infection (SSI).<sup>4</sup>

\*When implant is present

Reducing a patient's microbial load is critical to avoiding an SSI. The Centers for Disease Control and Prevention (CDC) measures SSI risk using three distinct variables.<sup>5</sup> The variable we can most affect: the dose of bacteria on the skin.



## A human and financial cost.

SSIs can affect a patient's quality of life and create stress for patients and their families. And they place a huge operational and financial burden on health care systems and providers. Using evidence-based practices to reduce skin microbes — before and during surgery — and creating a barrier to microbial migration can help reduce the risk of an SSI.

SSI occur in  
**2-13%**  
of surgical procedures in Australia<sup>7</sup>

Up to  
**60%**  
of SSIs could be prevented by using evidence-based guidelines<sup>6</sup>

**Affect**  
quality of life<sup>8</sup>

Result in  
**2-11X**  
increased risk of mortality<sup>6</sup>

**Surgical Site Infections**

**Increase**  
nursing care<sup>22</sup>

**Lower**  
patient satisfaction<sup>25</sup>

Increase length of stay by  
**7-11 days**<sup>6</sup>

**Approximately 5X** as likely to result in readmission<sup>10</sup>

# Start with the proper prep.

There are many antiseptic choices, but not all preps perform the same. Selecting the proper skin prep will reduce a patient’s bacterial load throughout the perioperative process, providing both immediate and lasting protection.

## Use CHG + alcohol

**Guidelines issued by the World Health Organization (WHO) recommend using an alcohol-based antiseptic solution with chlorhexidine gluconate (CHG) for surgical site skin preparation.<sup>11</sup>**

**CHG and alcohol is a highly effective combination for skin prep before surgery.<sup>12,13</sup>**

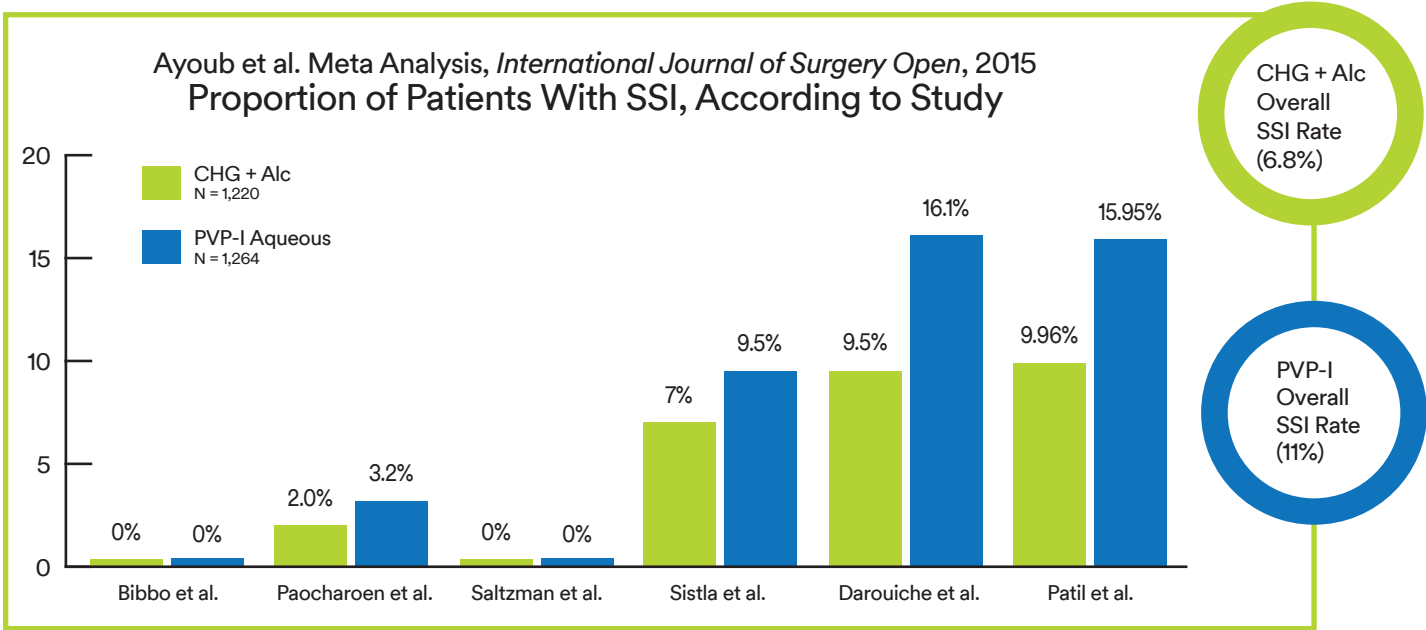
## Efficacy of antiseptics

When antiseptics are compared for persistence and quick kill, a CHG and alcohol prep performs well compared with povidone iodine and alcohol, or any active alone.<sup>12</sup>

Active	Quick Kill	Persistence
CHG + alcohol	Excellent	Excellent
Povidone-iodine + alcohol	Excellent	Moderate
CHG	Moderate	Excellent
Povidone-iodine	Moderate	Moderate
Alcohol	Excellent	None

## CHG + alcohol more effective than PVP-I


Preoperative surgical skin preparation with chlorhexidine gluconate and alcohol is more effective than povidone-iodine aqueous in preventing SSI across clean and clean-contaminated surgery.<sup>14</sup>



Ayoub F, Quirke M, Conroy R, and Hill A. Chlorhexidine-alcohol versus povidone-iodine for pre-operative skin preparation: A systematic review and meta-analysis. *International Journal of Surgery Open*. 2015; 1: 41-46.

## Risk of multi-use preps

Multi-use antiseptics, including those containing CHG, can and do become contaminated. Contamination has been linked by the CDC and the U.S. FDA to infection and even death.<sup>15,16</sup>



Guidelines recommend the use of a disposable, single-use antiseptic to prevent potential contamination.<sup>12,17,18,19</sup>

## One patient, one prep

**For Hospital and Healthcare Professional Use Only**

3M™ SoluPrep™ antiseptic solution combines two clinically proven antiseptics (Chlorhexidine gluconate 2%w/v and Isopropyl alcohol 70%v/v), for preparing patients’ skin prior to surgery, a practice that aligns with WHO guidelines.<sup>11</sup>

3M™ SoluPrep™ antiseptic solution comes in disposable, single-unit dose delivery mechanisms, which eliminate the risk of contamination associated with multi-use bottles.

**Indication:** Antiseptic for preparation of the patient’s skin prior to invasive procedure of dry skin sites only. Helps reduce bacteria that potentially can cause skin infection.

Product Features		
Available tinted		
Large coverage area		
Economical		
Single-dose and disposable		
Easy to use		
<b>Sponges:</b> Cost-effective single use prep with application technique similar to bottles. <b>Bottles:</b> CHG + alcohol in an economical delivery option.		

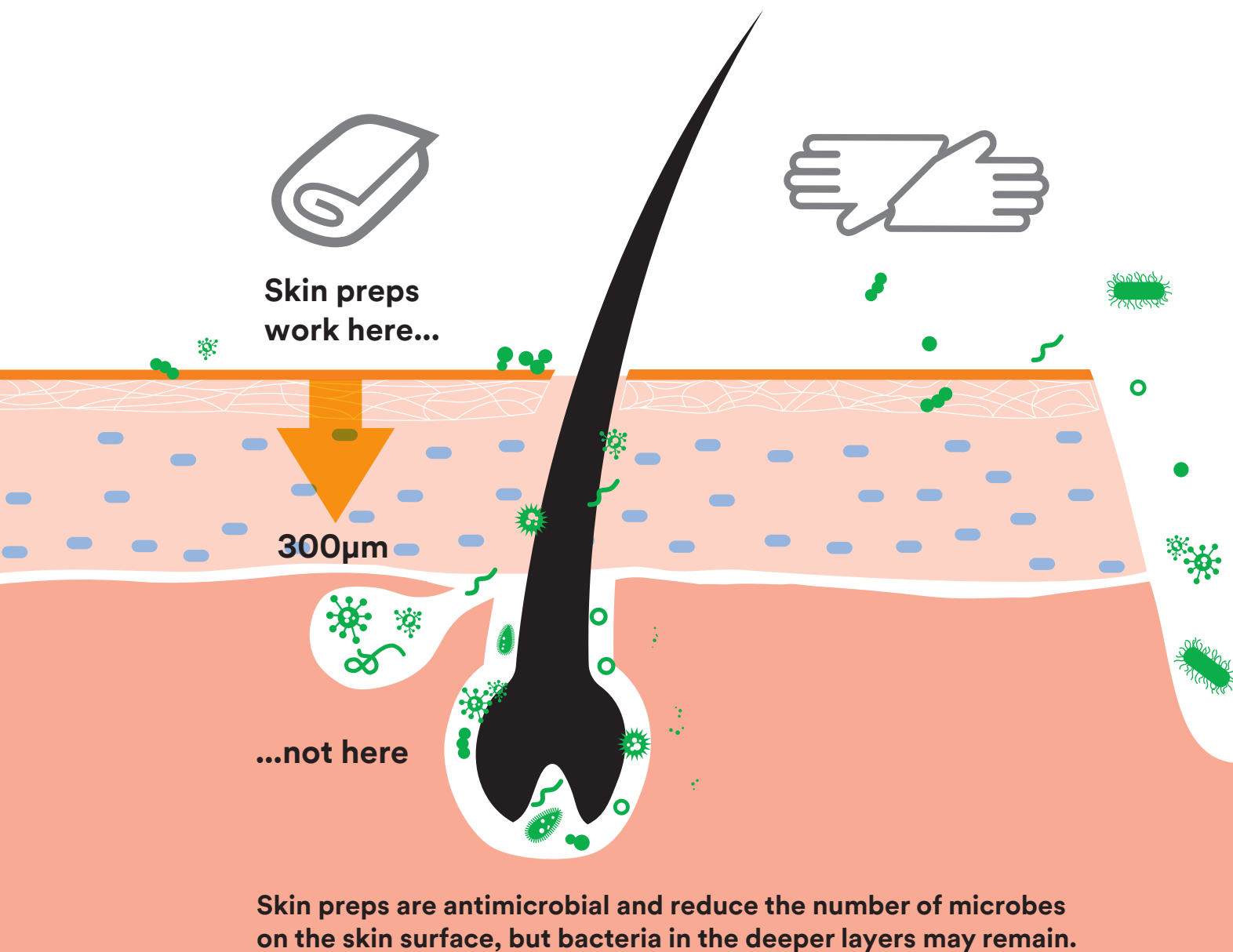
For full product information including warnings and precautions, refer to product labelling



# Preps alone are not enough.

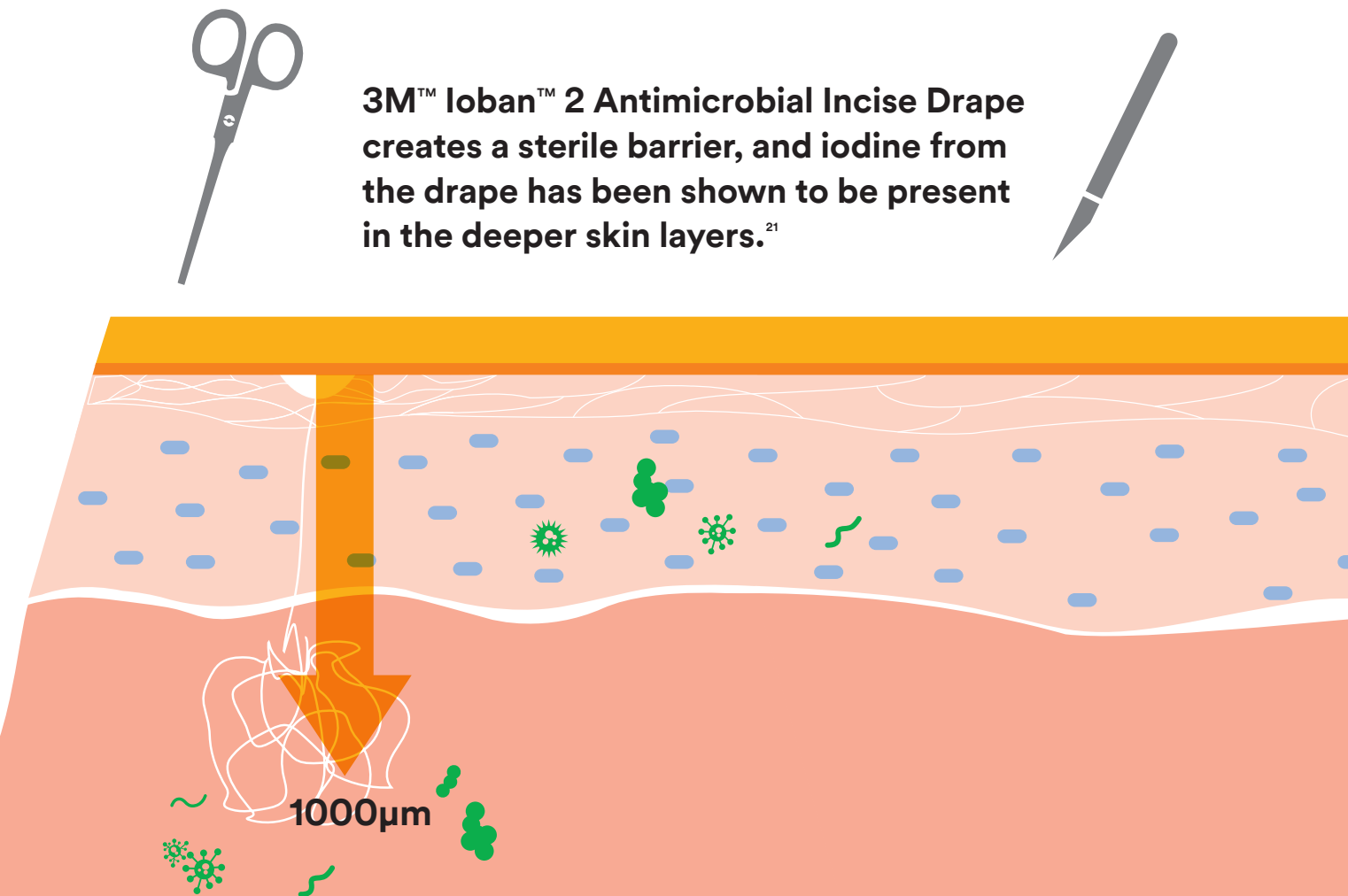
While skin prep antiseptics reduce microbes, they work primarily on the skin surface, not in the deeper layers of the skin. Chlorhexidine gluconate (CHG), in skin preps, for example, does not penetrate into the deeper layers of the skin. Below a depth of 300 microns, CHG concentration may not be effective for killing bacteria.<sup>20</sup>

Without additional protection, residual bacteria on the skin's surface and bacteria that migrate from the hair follicles can be picked up by items that touch the skin and transferred into the incision, increasing the patient's risk of infection.



# Use an incise drape.

An incise drape creates a physical barrier to prevent objects like instruments, gloves and sponges from coming into contact with the patient's skin, reducing the risk of contamination that could cause a costly and potentially devastating SSI. In a recent ex vivo study on human skin, the iodine in 3M™ Ioban™ 2 Antimicrobial Incise Drape was shown to be present at concentrations effective against MRSA at a depth of 1,000 microns, in the deeper layers of the skin, where hair follicles are present.<sup>21</sup>



# Help lower SSI risk and costs.

## Bejko study results<sup>23</sup>

In a study published in 2015, 3M™ loban™ 2 Antimicrobial Incise Drape was associated with lower SSI risk and reduced cost when compared to a non-antimicrobial incise drape in cardiac surgery.

**Method and objective:**  
New prospective randomized study of patients undergoing cardiac surgery. 1,616 patients were matched based on risk factors. 808 patients with skin prep and a standard clear incise drape, and 808 patients with skin prep and 3M™ loban™ 2 Antimicrobial Incise Drape. Examined the efficacy of 3M™ loban™ 2 antimicrobial incise drape versus a standard clear incise drape and evaluated cost-effectiveness of each.

Costs were calculated for each of the procedures as: cost of drape + daily cost of VAC + hourly cost of the operating room for wound debridement + daily cost in hospital ward + cost of ICU.



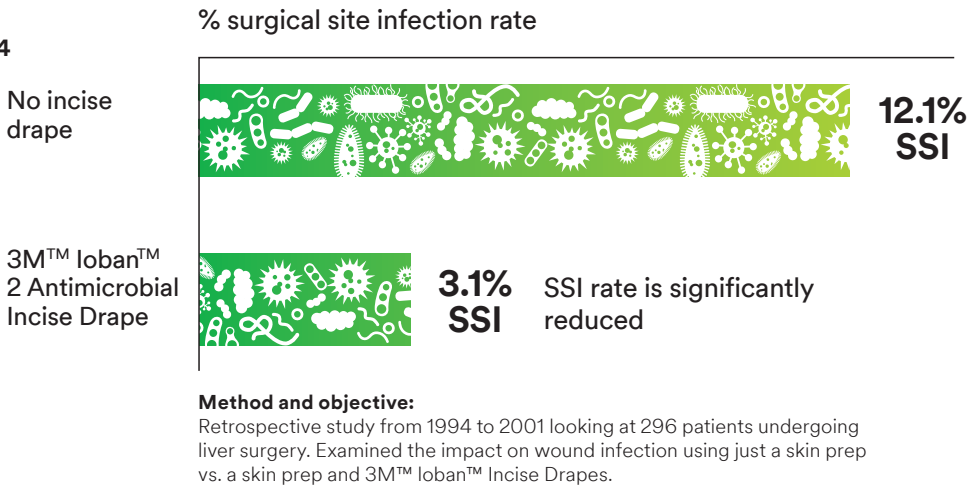
**SSI rate reduction of 71%**  
At 6.5%, overall incidence of SSIs for patients who received a non-antimicrobial incise drape was significantly higher than the 1.9% of those who received 3M™ loban™ 2 Antimicrobial Incise Drapes (p=0.001).

**\$828,000 USD = total cost savings or about \$1,025 USD per patient** with 3M™ loban™ 2 incise drapes.

# Reduce wound infection rates.

## Yoshimura study results<sup>24</sup>

In a retrospective study involving liver resection surgery, 3M™ loban™ 2 incise drape, compared with no incise drape, was associated with a significant reduction in postoperative wound infection rates, from 12.1% to 3.1% (p=0.01).



# Using an aseptic surface to fight SSIs

The risk of SSI is a real — and devastating — possibility for every surgical patient. Using an effective prep along with an antimicrobial incise drape reduces bacterial load and creates a sterile surface to minimise wound contamination.








Ordering Information

3M™ SoluPrep™ Antiseptic Solution (2% chlorhexidine gluconate, 70% isopropyl alcohol)






3M Cat No.	Product	Size	Coverage
100.27 Tinted	2 Sponges 	50 mL	40cm x 40cm per sponge
103.26 Tinted	Bottle 	225 mL	88cm x 87cm* (*per 100 mL)

Medicine Classification AU: OTC Medicine.  
Medicine Classification NZ: General Sale Medicine

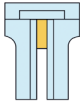

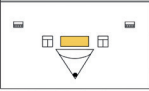
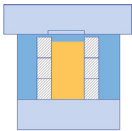
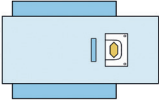
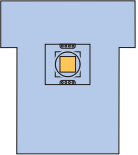
3M™ Ioban™ 2 Antimicrobial Incise Drapes with paper liner

3M Cat No.	Product	Adhesive area	Items/box	Boxes/case
6635*	3M™ Ioban™ 2 Antimicrobial Incise Drape 	10cm x 20cm	10	4
6640**	3M™ Ioban™ 2 Antimicrobial Incise Drape 	34cm x 35cm	10	4
6650**	3M™ Ioban™ 2 Antimicrobial Incise Drape 	56cm x 45cm	10	4
6648**	3M™ Ioban™ 2 Antimicrobial Incise Drape 	56cm x 60cm	10	4
6651**	3M™ Ioban™ 2 Antimicrobial Incise Drape 	56cm x 85cm	10	4

3M™ Ioban™ 2 Antimicrobial Incise Drapes EZ with plastic liner

3M Cat No.	Product	Adhesive area	Items/box	Boxes/case
6661EZ**	3M™ Ioban™ 2 Antimicrobial Incise Drape EZ 	26cm x 20cm	50	2
6640EZ	3M™ Ioban™ 2 Antimicrobial Incise Drape EZ 	35cm x 35cm	10	4
6650EZ	3M™ Ioban™ 2 Antimicrobial Incise Drape EZ 	60cm x 45cm	10	4
6648EZ	3M™ Ioban™ 2 Antimicrobial Incise Drape EZ 	60cm x 60cm	10	4
6651EZ	3M™ Ioban™ 2 Antimicrobial Incise Drape EZ 	60cm x 85cm	10	4

3M™ Steri-Drape™ Drapes With Ioban™ 2 Incise Area (Specialty Drapes)

3M Cat No.	Product	Overall size	Adhesive area	Items/box	Boxes/case
6677	Cardiovascular Sheet with 3M™ Ioban™ 2 Incise Film** 	254cm x 381cm	41cm x 97cm	6	1
6617	Isolation Drape with 3M™ Ioban™ 2 Incise Film and Pouch 	320cm x 213cm	50cm x 24cm	5	4
6619	Large Isolation Drape with 3M™ Ioban™ 2 Incise Film and Pouch 	378cm x 254cm	70cm x 32cm	5	1
6682	Cardio/Chest Drape with 3M™ Ioban™ 2 Incise Film 	325cm x 200cm	78cm x 43cm	8	1
6687*	Craniotomy Drape with 3M™ Ioban™ 2 Incise Pouch 	196cm x 406cm	36.8cm x 21.4cm	10	1
6697	Cesarean Section Sheet with 3M™ Ioban™ 2 Incise Pouch 	254cm x 292cm	30cm x 30cm	5	1

\* Available in Australia Only

\*\* Available in NZ only

For clinical and sales information, contact your 3M Sales Representative on 1300 363 878 (Australia) or 0800 80 81 82 (New Zealand).

## References

1. Reichman DE, Greenberg JA. Reducing surgical site infections: a review. *Rev Obstet Gynecol*. 2009;2:212-21.
2. Cheadle WG. Risk factors for surgical site infection. *Surg Infect*. 2006;7(s1):s7-s11.
3. Percival SL, Emanuele C, Cutting KF, and Williams DW. Microbiology of the skin and the role of biofilms in infection. *Int Wound J*. 2012;9:14-32.
4. Feldman G, Fertala A, Freeman T, et al. Recent advances in the basic sciences: osteoarthritis, infection, degenerative disc disease, tendon repair and inherited skeletal diseases. In: Austin MS, Klein GR, ed. *Recent Advances in Orthopedics*. 1st ed. New Delhi: Jaypee Brothers Medical Publishers (P) Ltd; 2014:256.
5. Mangram AJ, Horan TC, Pearson ML, Silver LC, Jarvis WR. Guideline for prevention of surgical site infection, 1999.
6. Anderson D, Podgorny K, Berrios-Torres, SI, et al. Strategies to prevent surgical site infections in acute care hospitals: 2014 Update. *Infect Control Hosp Epidemiol*. 2014;35:605-27.
7. Hooper et al. 2015 'Surgical site infection – a population-based study in Australian adults measuring the compliance with correct timing of appropriate antibiotic prophylaxis', *Anaesth Intensive Care*, vol. 43, no. 4, pp. 461-467
8. Whitehouse JD, Friedman ND, Kirkland KB, Richardson WJ, Sexton DJ. The impact of surgical-site infections following orthopedic surgery at a community hospital and a university hospital: adverse quality of life, excess length of stay, and extra cost. *Infect Control Hosp Epidemiol*. 2002;23:183-9.
9. Prevention and treatment of surgical site infection. NICE Clinical Guidelines. <https://www.nice.org.uk/guidance/ng125> Published date: 11 April 2019. Accessed July 3, 2020.
10. Kirkland KB, Briggs JP, Trivette SI, Wilkinson WE, Sexton DJ. The impact of surgical-site infections in the 1990s: attributable mortality, excess length of hospitalization, and extra costs. *Infect Control Hosp Epidemiol*. 1999;20:725-30.
11. World Health Organization. WHO global guidelines for the prevention of surgical site infection. 2016. DOI: 10.1086/67022. Retrieved from <http://www.who.org>.
12. AORN. Guideline for preoperative patient skin antisepsis. *Guidelines for Perioperative Practices*. 2017.
13. Denton GW. Chlorhexidine. In *Block SS, Disinfection, Sterilization, and Preservation*. 5th ed. Philadelphia, PA: Lippincott Williams & Wilkins. 2001:321-36.
14. Ayoub F, Quirke M, Conroy R, Hill A. Chlorhexidine-alcohol versus povidone-iodine for pre-operative skin preparation: a systematic review and meta-analysis. *Int J Surg Open*. 2015;1:41-6.
15. Chang CY, Furlong LA. Microbial stowaways in topical antiseptic products. *N Engl J Med*. 2012;367:2170-3.
16. Food and Drug Administration. Archive for recalls, market withdrawals and safety alerts.
17. FDA. 2013. Drug Safety Communication. <http://www.fda.gov/Drugs/DrugSafety/ucm374711.htm>
18. Infusion Nurses Society, Infusion Nursing Standards of Practice, *Journal of Infusion Nursing*. 2011;34(1 Suppl):S6-96.
19. APIC Comments to FDA on Antiseptic Patient Preoperative Skin Preparation Products Docket No. FDA-2012-N-1040. (APIC response letter dated Feb. 6, 2013).
20. Karpanen TJ, Worthington T, Conway BR, Hilton AC, Elliott TSJ, and Lambert PA. Penetration of chlorhexidine into human skin. *Antimicrob Agents Chemother*. 2008;52:3633-6.
21. Casey AL, Karpanen TJ, Nightingale P, Conway BR, Elliott TSJ. Antimicrobial activity and skin permeation of iodine present in an iodine-impregnated surgical incise drape. *J Antimicrob Chemother*. 2015;70:2255-60.
22. Jenks PJ et al. Clinical and economic burden of surgical site infection (SSI) and predicted financial consequences of elimination of SSI from an English hospital. *Journal of Hospital Infection*; 2014; 86: 1, 24-33.
23. Bejko J, Tarzia V, Carrozzini M, et al. Comparison of efficacy and cost of iodine impregnated drape vs. standard drape in cardiac surgery: Study in 5100 patients. *J Cardiovasc Trans Res*. 2015;8:431-7.
24. Yoshimura Y, Kubo S, Hirohashi K, et al. Plastic iodophor drape during liver surgery operative use of the iodophor-impregnated adhesive drape to prevent wound infection during high risk surgery. *World J Surg*. 2003;27:685-8.
25. Badia J.M, Casey A.L, Petrosillo N, Hudson P.M, Mitchell S.A, Crosby C. Impact of surgical site infection on healthcare costs and patient outcomes: a systematic review in six European countries, *Journal of Hospital Infection*, 2017; Volume 96, Issue 1, 1-15.



## 3M Medical Solutions Division

3M Australia Pty Limited  
Building A,  
1 Rivett Road  
North Ryde NSW 2113  
1300 363 878  
[www.3M.com.au/healthcare](http://www.3M.com.au/healthcare)

3M New Zealand Limited  
94 Apollo Drive  
Rosedale,  
Auckland 0632  
0800 80 81 82  
[www.3M.co.nz](http://www.3M.co.nz)

3M, Ioban, and SoluPrep are trademarks of 3M.  
© 3M 2020. All rights reserved. 011025. 06/20