



Red Dot™ Electrodes

A small way to make a big impact

ECG Electrodes Reference Guide





Adult

Universal



2228

3M™ Red Dot™ Foam Monitoring Electrode
3.4 cm x 3.3 cm
Diaphoretic, sticky gel

Bag quantity:
50



2560

3M™ Red Dot™ Foam Monitoring Electrode
4 cm x 3.5 cm
Diaphoretic, sticky gel

Bag quantity:
50




2570

3M™ Red Dot™ Foam Monitoring Electrode
4 cm x 3.5 cm
Diaphoretic, radiolucent, sticky gel with abrador



Bag quantity:
50

Universal Diagnostic



2239

3M™ Red Dot™ Monitoring Electrode with 3M™ Micropore™ Tape Backing
6 cm dia.
Solid gel
2249 includes skin abrador

Bag quantity:
50



2360

3M™ Red Dot™ Resting ECG Electrode
2 cm x 3 cm
Radiolucent, repositionable, stronger adhesive than 2330



Bag quantity:
100

Adult/Paediatric

Gentle

Diagnostic

2268



3M™ Red Dot™ Soft Cloth Monitoring Electrode
3.2 cm dia.
Conductive adhesive for Paediatric and Adult use



Bag quantity:
3

2330



3M™ Red Dot™ Resting ECG Electrode
2 cm × 3 cm
Radiolucent, gentle adhesive




Bag quantity:
100

Neonatal

2269T

**3M™ Red Dot™ Neonatal, Pre-Wired,
Radiolucent Monitoring Electrode with Clear Tape**
1.9 cm × 4 cm
55.9cm leadwire length



Bag quantity:
3

Ordering Information

Product No.	Description	Packaging
Adult		
Universal		
2228	Foam Monitoring Electrode, 3.4 cm x 3.3 cm with sticky gel	1000 electrodes/case, 10/strip, 5 strips/bag, 20 bags/case
2560	Foam Monitoring Electrode, 4 cm x 3.5 cm with sticky gel	1000 electrodes/case, 10/strip, 5 strips/bag, 20 bags/case
2570	Foam Monitoring Electrode, Radiolucent, 4 cm x 3.5 cm with Sticky Gel and Abrader	1000 electrodes/case, 10/strip, 5 strips/bag, 20 bags/case
Non-Universal		
2231	Diaphoretic Soft Cloth Monitoring Electrode, 5.1 cm x 5.5 cm with Solid Gel and Lift Tab	1000 electrodes/case, 50/bag, 20 bags/case
2239	Micropore Paper Tape Monitoring Electrode, 6 cm dia. with Solid Gel and Lift Tab	1000 electrodes/case, 50/bag, 20 bags/case
Diagnostic		
2360	Resting Tab Style ECG Diagnostic electrode with Aggressive Adhesive	4000 electrodes/case, 10/card, 10 cards/bag, 40 bags/case

Adult/Paediatric

2248-50	Micropore Paper Tape Monitoring Electrode, with Solid Gel and Lift Tab	1000 electrodes/case, 50/bag, 20 bags/case
2268-3	Soft Cloth Monitoring Electrode, 3.2 cm dia. with Conductive Adhesive and Lift Tab	600 electrodes/case, 3/bag, 200 bags/case
Diagnostic		
2330	Resting Tab Style ECG Diagnostic electrode with Gentle Adhesive	4000 electrodes/case, 10/card, 10 cards/bag, 40 bags/case

Neonatal

2269T	Neonatal Monitoring Electrode, Pre-Wired with Clear Tape, 1.9 cm x 4 cm with 55.9cm Radiolucent Leadwires	300 electrodes/case, 3/bag, 10 bags/box, 10 boxes/case
-------	---	--








Additional Products

2236	Trace Prep	1 roll, 36 rolls/case
2248-50	Micropore Paper Tape Monitoring Electrode, 4.4 cm dia. with Solid Gel and Lift Tab	1000 electrodes/case, 50/bag, 20 bags/case

ECG Electrodes Product Comparison Chart

The Right Electrode Matters

Choosing the right electrode can be difficult. That’s why we’ve optimised our 3M™ Red Dot™ ECG Electrode portfolio to feature the options that meet your most common patient and performance needs. With 3M, optimal adhesion for a variety of patients, consistent and reliable trace quality, and ease of use come standard—helping you make a positive impact on patient care. **Reach for the Red. ●**

	Adult				Adult/Paediatric		Neonatal
	Universal					Diagnostic	
							
	● Diaphoretic	● Diaphoretic	● Repositionable		● Gentle		
	2228	2560 2570	2660 2670	2239	2268	2330 2360*	2269T
Adhesion	<div><div></div></div>	<div><div></div></div>	2660: <div><div></div></div> 2670: <div><div></div></div>	<div><div></div></div>	<div><div></div></div>	2330: <div><div></div></div> 2360: <div><div></div></div>	<div><div></div></div>
Trace Quality	● ● ● ● ●	● ● ● ● ●	● ● ● ● ●	● ● ● ● ●	● ● ● ● ●	● ● ● ● ●	● ● ● ● ●
MR Conditional	No	2560: No 2570: Yes	Yes	No	Yes	Yes	Yes
Radiolucent	No	2560: No 2570: Yes	Yes	No	Yes	Yes	Yes
Backing	Foam	Foam	Soft Cloth	Micropore Tape	Soft Cloth	Polyester Film	Clear Tape
Bag Quantity	50	50	3, 5	50	3	100	3
Wear Time	3 days	5 days	3 days	2.5 days	2 days	1 day	3 days

*Adult only

Using the right electrode matters

Better patient monitoring begins by choosing the right ECG electrode. When you choose from the 3M™ Red Dot™ Electrodes portfolio, you'll find the right electrode for a variety of patients, skin types, and monitoring situations. As a leader in adhesive innovation, 3M knows how to make Red Dot electrodes stick and stay in place. The quality of patient monitoring directly affects the quality of patient care. Red Dot electrodes are easy to apply and provide uninterrupted patient monitoring with a trace quality you can trust. To connect with confidence, reach for the 3M difference. **Reach for the Red.**

MRI Information

MR Conditional



The 3M™ Red Dot™ Cardiac Monitoring Electrodes (2268, 2269T, 2570, 2660 or 2670) or 3M™ Red Dot™ Resting Electrodes (2330 or 2360) were determined to be MR conditional. Non-clinical testing demonstrated that the 3M Red Dot cardiac monitoring electrodes (2268, 2269T, 2570, 2660 or 2670) or 3M Red Dot resting electrodes (2330 or 2360) are MR conditional. A patient with this device can be scanned safely immediately after placement under the following conditions:

Static Magnetic Field

- Static magnetic field of 3-Tesla or less
- Maximum spatial gradient magnetic field of 720 or 4000 (See Table Below)-Gauss/cm or less

MRI-Related Heating

In non-clinical testing, the 3M Red Dot cardiac monitoring electrode or 3M Red Dot resting electrode produced the following temperature rise during MRI performed for 15-min of scanning (i.e., per pulse sequence) in the 3-Tesla (3-Tesla/128-MHz, Excite, HDx, Software 14X.M5, General Electric Healthcare, Milwaukee, WI) MR system: Highest temperature change of +1.7°C was measured during the testing of the 3M™ Red Dot™ Neonatal, Pre-Wired, Radiolucent Monitoring Electrode 2269T.

Therefore, the MRI-related heating experiments for the 3M Red Dot cardiac monitoring electrode or 3M Red Dot resting electrode at 3-Tesla using a transmit/receive RF body coil at an MR system reported whole body averaged SAR of 2.9 -W/kg or less (see Table Below) (i.e., associated with a calorimetry measured whole body averaged value of 2.7-W/kg) indicated that the greatest amount of heating that occurred in association with these specific conditions was equal to or less than +1.7°C.

Artifact Information

MR image quality may be compromised if the area of interest is in the exact same area or relatively close to the position of the 3M Red Dot cardiac monitoring electrode or 3M Red Dot resting electrode. Therefore, optimisation of MR imaging parameters to compensate for the presence of this device may be necessary. The maximum artifact size (i.e., as seen on the gradient echo pulse sequence) for each electrode extends a few millimeters relative to the size and shape of the 3M Red Dot cardiac monitoring electrode or 3M Red Dot resting electrode.

3M Electrode	Electrode Type	Maximum Spatial Gradient Field (Gauss/cm)	SAR (W/Kg)	Max Heating (°C)	Artifact (mm extended)
2268	Cardiac Monitoring	4000	2	1.4	3
2269T	Pre-Wired Cardiac Monitoring	4000	2	1.7	5
2570	Cardiac Monitoring	720	2.9	<1.5	2
2660	Cardiac Monitoring	720	2.9	<1.5	2
2670	Cardiac Monitoring	720	2.9	<1.5	2
2330	Resting	4000	2	1.3	1
2360	Resting	4000	2	1.3	1

Important Note: This 3M™ Red Dot™ ECG Electrode that underwent MRI testing was not connected to an electrocardiograph (ECG) lead and/or an MR conditional monitoring system. Therefore, the safety of using this 3M Red Dot ECG electrode attached to an ECG lead and/or MR conditional monitoring system is unknown. Furthermore, an MR conditional monitoring system typically requires use only with ECG electrodes specifically designed and tested with that specific equipment. It is unknown if this 3M Red Dot ECG electrode is acceptable for use with an MR conditional ECG monitoring system designed to be used to monitor a patient undergoing an MRI procedure.

To learn more about 3M™ Red Dot™ Electrodes, call the 3M NZ Helpline at **0800 808 182** or visit **www.3m.co.nz/healthcare**



Infection Prevention Division

3M New Zealand Limited
0800 80 81 82
www.3m.co.nz/healthcare

3M and Red Dot are trademarks of 3M.

Please recycle. Printed in Australia.
© 3M 2017. All rights reserved.
PB8466/08.17