

# China Power Plant Installs Advanced Integrated Membrane System (IMS) to Reduce Capital Costs and Decrease Energy Use

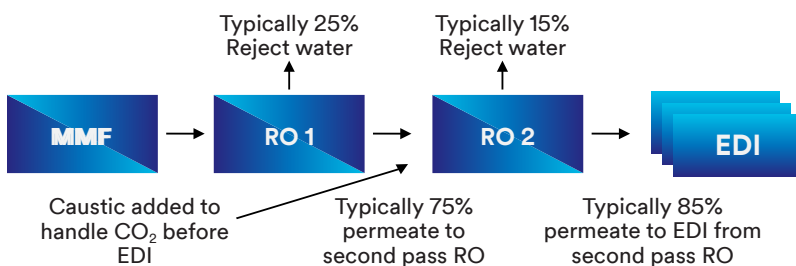
Double-pass RO + EDI systems have been widely used to produce ultra-pure water. As engineers come under increasing pressure to reduce maintenance and operating costs, Integrated Membrane Systems (IMS) have come to the forefront of the industrial water treatment industry. IMS is an industrial water treatment system that combines multiple membrane-based water treatment processes into a single system.

A heat and power plant in northeast China selected an IMS design over a conventional system for its water treatment process. The conventional design option incorporated both membrane and non-membrane technologies into the system and used a double-pass RO design before Electrodeionization (EDI). (See Figure 1)

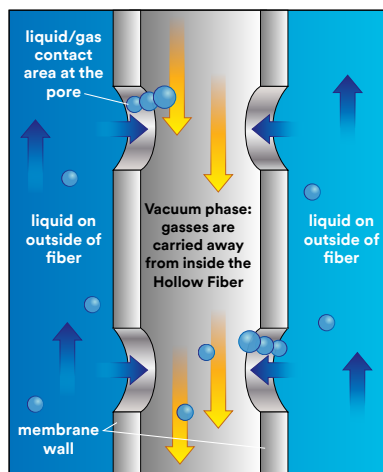
## Conventional Double-Pass RO System Design

The IMS design for this plant incorporated membrane-based technologies for all four major

**Figure 1 . Double-pass RO with EDI system design**



**Figure 2 . 3M™ Liqui-Cel™ Membrane Contactor**



system components: Ultrafiltration (UF), single-pass RO, 3M™ Liqui-Cel™ Membrane Contactors for CO<sub>2</sub> removal, and Electropure™ Electrodeionization (EDI).

The Liqui-Cel membrane contactors used in this system are microporous hollow fiber membrane devices that remove dissolved gases from liquids. Gas flows across one side of the membrane with liquid on the

other side. Because the membrane is hydrophobic, only gases can pass through the pores.

Lowering the partial pressure of the gas allows the dissolved gases in the liquid to easily transfer through pores in the membrane wall of the hollow fiber.

## System Configuration

1. IMS Flow rate: 2 × 80 m<sup>3</sup>/h
2. UF flow rate: 120 m<sup>3</sup>/h
3. RO system flow rate: 90 m<sup>3</sup>/h
4. Liqui-Cel CO<sub>2</sub> removal technology flow rate: 90 m<sup>3</sup>/h
5. EDI flow rate: 80 m<sup>3</sup>/h

## Water Quality Summary

Raw Water Quality Analysis	
TDS	406 - 600 mg/l
pH	7.5 - 7.7
Total Alkalinity	280 mg/l (as CaCO <sub>3</sub> )
SiO <sub>2</sub>	5.5 ppm

RO Permeate Analysis	
Conductivity	6.8 μs/cm
CO <sub>2</sub> Concentration	10 - 12 ppm

Liqui-Cel Membrane Permeate Water Quality	
Outlet CO <sub>2</sub> Concentration	1 - 2 ppm (actual result)

EDI Permeate Water Quality	
Conductivity	0.071 - 0.06 μs/cm (14 - 16.7 MΩ)
SiO <sub>2</sub>	5 ppb

### 3M™ Liqui-Cel™ Membrane Contactor Operating Conditions

- 90 m<sup>3</sup>/h water flow
- Two 14-inch contactors in parallel
- X-50 membrane
- Combined with air sweep and vacuum
- Vacuum pump: 360 m<sup>3</sup>/h at vacuum level -0.094 Mpa (55 mmHg)

The IMS design (see Figure 3) was selected over the conventional system because it lowered capital and operating costs. Additionally, the water reclamation rate was greatly improved compared with the traditional process.

### Benefits of IMS Compared with Conventional Processes

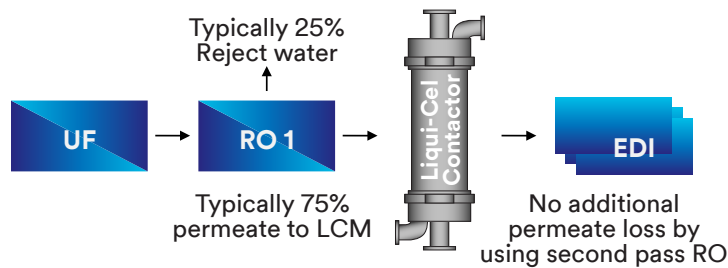
- The RO + Liqui-Cel contactor system eliminates the need for a second pass RO and an RO pump. This reduces capital costs and lowers the power required to operate the system because there is no longer a need for a second RO pump.
- The reject water from the conventional double-pass RO system is no longer lost. (See Figure 3.)
- Since Liqui-Cel membrane contactors remove CO<sub>2</sub>, there is no need to add caustic to increase pH before the second pass RO. (Compare Figure 1 to Figure 3.)

- The Liqui-Cel membrane contactor system also has a smaller footprint compared to the system utilizing a double-pass RO system.
- By removing free CO<sub>2</sub> from the EDI feedwater, silica removal efficiency is improved.

The Liqui-Cel Contactor system offers other unique benefits. It can remove both carbon dioxide and oxygen at the same time. If the water is used for other applications, such as boiler feed water, the system can deliver water with a high resistivity and low levels of dissolved oxygen.

For more information and system sizing, please contact your 3M representative or visit [3M.com/Liqui-Cel](http://3M.com/Liqui-Cel).

Figure 3. IMS Design with Single-Pass RO and Membrane Degassing



**Technical Information:** The technical information, guidance, and other statements contained in this document or otherwise provided by 3M are based upon records, tests, or experience that 3M believes to be reliable, but the accuracy, completeness, and representative nature of such information is not guaranteed. Such information is intended for people with knowledge and technical skills sufficient to assess and apply their own informed judgment to the information. No license under any 3M or third party intellectual property rights is granted or implied with this information.

**Product Selection and Use:** Many factors beyond 3M's control and uniquely within user's knowledge and control can affect the use and performance of a 3M product in a particular application. As a result, customer is solely responsible for evaluating the product and determining whether it is appropriate and suitable for customer's application, including conducting a workplace hazard assessment and reviewing all applicable regulations and standards (e.g., OSHA, ANSI, etc.). Failure to properly evaluate, select, and use a 3M product and appropriate safety products, or to meet all applicable safety regulations, may result in injury, sickness, death, and/or harm to property.

**Warranty, Limited Remedy, and Disclaimer:** Unless a different warranty is specifically stated on the applicable 3M product packaging or product literature (in which case such warranty governs), 3M warrants that each 3M product meets the applicable 3M product specification at the time 3M ships the product. 3M MAKES NO OTHER WARRANTIES OR CONDITIONS, EXPRESS OR IMPLIED, INCLUDING, BUT NOT LIMITED TO, ANY IMPLIED WARRANTY OR CONDITION OF MERCHANTABILITY, FITNESS FOR A PARTICULAR PURPOSE, OR ARISING OUT OF A COURSE OF DEALING, CUSTOM, OR USAGE OF TRADE. If a 3M product does not conform to this warranty, then the sole and exclusive remedy is, at 3M's option, replacement of the 3M product or refund of the purchase price.

**Limitation of Liability:** Except for the limited remedy stated above, and except to the extent prohibited by law, 3M will not be liable for any loss or damage arising from or related to the 3M product, whether direct, indirect, special, incidental, or consequential (including, but not limited to, lost profits or business opportunity), regardless of the legal or equitable theory asserted, including, but not limited to, warranty, contract, negligence, or strict liability.

3M and Liqui-Cel are trademarks of 3M Company. All other trademarks are the property of their respective owners. © 2021 3M Company. All rights reserved.



3M Company  
3M Separation and  
Purification Sciences Division  
13840 South Lakes Drive  
Charlotte, North Carolina  
28273 USA  
Phone: +1 980 859 5400

3M Deutschland GmbH  
3M Separation and  
Purification Sciences Division  
Öhder Straße 28  
42289 Wuppertal Germany  
Phone: +49 202 6099 - 0

LC-1064  
70-2016-0214-4

Rev. 02/2021

[3M.com/Liqui-Cel](http://3M.com/Liqui-Cel)