

3M™ Prevena™ Therapy

The power to protect

Advancing the standard of care
for orthopaedic surgery incisions
beyond the operating room





Patient care following orthopaedic surgery goes beyond the operating room.

In an increasingly overwhelmed healthcare system, surgeons are asked to do more with fewer resources, potentially creating complications for patients that extend beyond the operating room. These complications can create a ripple effect of consequences, like disrupted healing, extended hospital stays and poor patient outcomes.

Managing the ripple effect

Today's complex care environment makes protecting against the ripple effect of surgical site complications a priority, and clinicians are increasingly adopting lower-touch solutions that promote:

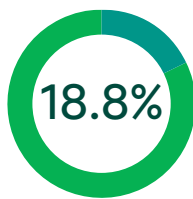
- Efficiency and cost-effectiveness
- Minimal complications
- Home-based recovery
- Minimal hospital stays
- Low readmissions
- Telehealth consultations
- Portability of care

Recognising the risks of orthopaedic surgery

Even with the most stringent infection control practices and technical skill, orthopaedic surgeries are at risk of post-operative complications, including deep infections around the surgical site. These infections can be challenging to manage and may lead to complications like implant-related infections or osteomyelitis, significantly impacting patient outcomes and increasing the total cost of hospital care.



increased length of hospital stay due to surgical site infections (SSIs) following THA and TKA surgery¹



of unplanned 30-day readmission following THA and TKA** due to SSI²



Additional average costs due to SSI following orthopaedic and trauma surgery³



Extend your control over postoperative healing.

3M™ Prevena™ Therapy is designed for the management of closed incisions, to help reduce the risk of post-operative complications, such as infection. It helps protect the incision site after surgery for up to 7 or 14 days,* extending your control over postoperative healing, especially in patients at risk of developing complications.

Prevena Therapy offers surgeons the confidence to help protect patients beyond the operating room.



Acting as a barrier to external contamination.



Decreasing lateral tension of sutured/stapled incisions.⁴



Delivering continuous -125 mmHg up to 7 or 14 days.*



Removing fluids and infectious materials.**



Helping to hold incision edges together.



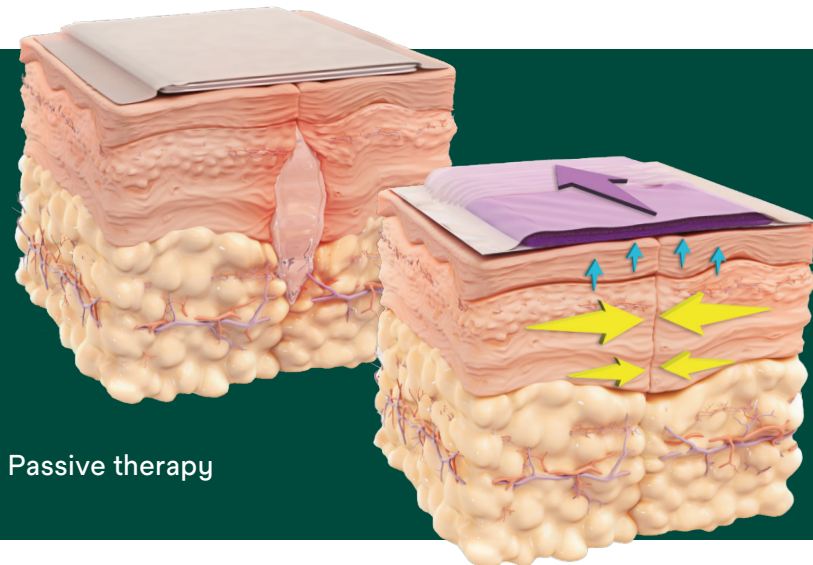
Reducing oedema.

*Maximum length of therapy with 3M™ Prevena™ Therapy Platform is 7 days. Maximum length of therapy with 3M™ Prevena Restor™ Therapy Platform is 14 days.
**In a canister.

3M™ Prevena™ Dressings and 3M™ Prevena Restor™ Dressings can be applied to various procedures and anatomical locations.

The advanced science of 3M™ Prevena™ Therapy.

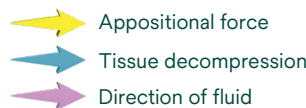
Prevena Therapy utilizes continuous -125 mmHg negative pressure therapy, reticulated open cell foam (ROCF) dressing technology, and optimised exudate management (replaceable canister) over closed incisions to help enhance healing.



Designed to help optimise postoperative care:

- Contours allow for even distribution of negative pressure
- Adhesive film creates a barrier to external contaminants
- Improved fluid management*
- Conforms to allow movement
- Contains 0.019% ionic silver to help reduce bacterial colonisation in the fabric

Prevena Therapy



How Prevena Therapy may help reduce postoperative oedema.

The effects of negative pressure therapy applied to intact skin were evaluated using finite element analysis (FEA).⁵

Based on the analysis, it is hypothesised that negative pressure therapy on intact skin provides volumetric expansion that may help:

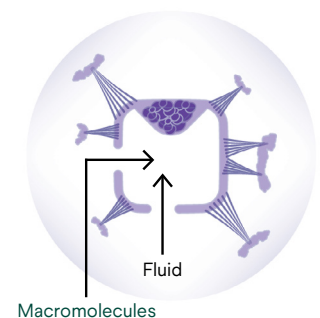

- Expand the tissue beneath the dressing, pulling the tissue open
- Lower local interstitial fluid pressure
- Open lymphatics to allow fluid clearance

With oedema

Without oedema

Closed terminal lymphatic pore (overlapping endothelial cells)

Open terminal lymphatic pore (Separated endothelial cells)

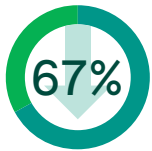


*In a canister.

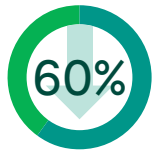
Clinical evidence supporting the use of 3M™ Prevena™ Therapy is growing

A peer-reviewed meta-analysis of 12 studies for orthopaedic joint replacement procedures demonstrated 3M™ Prevena™ Therapy helped significantly reduce the risk of various surgical site complications (SSCs) while helping to improve health economic outcomes.⁶

Reduced clinical complication risk:



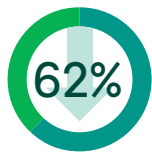
Surgical site complications
8 studies; $p < 0.001^{**}$



Surgical site infections
7 studies; $p = 0.016^{**}$



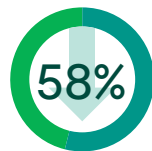
Seromas
3 studies; $p = 0.008^{**}$



Dehiscence
5 studies; $p = 0.014^{**}$




Drainage*
4 studies; $p = 0.003^{**}$



Reoperation
8 studies; $p = 0.001^{**}$

To access more peer reviewed clinical evidence, simply scan the QR code below to access further information.



Backed by science. Trusted by many.

Prevena Therapy is utilised and trusted by many clinicians worldwide to help manage closed incisions for at-risk patients and procedures.



200+
peer-reviewed clinical articles**



30+
randomised controlled trials***



From hospital



To home

* The use of Prevena Therapy for reduction in the incidence of dehiscence and drainage has not been reviewed by the U.S. FDA.

**Statistically significant ($p < 0.05$).

Calculation(s) are derived based on the relative patient group incidence rate reported in this study.

***As of November 2022.

Rethink incision management.

Acts as a barrier

Designed to minimise external contamination to help reduce surgical site complications.

Precision designed

Dressings seamlessly conform to the patient for even distribution of negative pressure and allows for patient movement.

Easy to use

A variety of peel and place dressings are available, plus customisable options.

Shower-friendly

See Prevena Therapy Patient and Clinician Guides for additional details.

3M™ Prevena™ Dressings

Linear coverage

Prevena Peel and Place Dressings help protect and manage the environment of closed surgical incisions and remove fluid away from the surgical incision via the application of continuous negative pressure.



Linear coverage

Designed to manage linear, intersecting, and multiple incisions

Pre-shaped designs for peel and place application



3M™ Prevena™ Peel and Place Dressing – 13 cm



3M™ Prevena™ Peel and Place Dressing – 20 cm



3M™ Prevena™ Plus Peel and Place Dressing – 35 cm

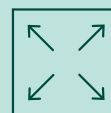
Designed for flexibility and user customisation



3M™ Prevena™ Customizable Dressing

Area Coverage

Prevena Restor Dressings offer comprehensive protection for a variety of anatomical locations. When combined with negative pressure, the dressings help provide stabilisation and help protect the surgical site and surrounding soft tissue from complications and swelling.



Expanded coverage area

Designed to extend coverage and manage the surgical site and surrounding soft tissue envelope.

Pre-shaped designs for peel and place application



3M™ Prevena Restor™ Arthro•Form™ Dressing



3M™ Prevena Restor™ Bella•Form™ Dressing



Compatible with Solventum negative pressure wound therapy devices.



3M™ Prevena™ Plus 125 Therapy Unit

One single-use negative pressure therapy unit compatible with all 3M™ Prevena™ Dressings.

Negative pressure features:

- Pre-set, continuous negative pressure therapy at -125 mmHg for up to 7 or 14 days*
- Disposable, single patient use
- Rechargeable battery

Specifications:

- Dimensions: Approx 8.9 x 16.3 x 5.49 cm
- Weight with empty canister: 0.29 kg



Prevena Dressings are also compatible with Solventum traditional negative pressure therapy devices:

3M™ V.A.C.® Ultra Therapy Unit, 3M™ ActiV.A.C.® Therapy Unit

Ordering information

SKU	Description	UOM
Therapy Devices		
PRE4010.S	3M™ Prevena™ Plus 125 Therapy Unit – 14 day	Each
Dressings		
PRE1055.S	3M™ Prevena™ Peel and Place Dressing – 20 cm	Case of 5
PRE1155.S	3M™ Prevena™ Peel and Place Dressing – 13 cm	Case of 5
PRE3255.S	3M™ Prevena™ Plus Peel and Place Dressing – 35 cm	Case of 5
PRE4055.S	3M™ Prevena™ Plus Customizable Dressing	Case of 5
PRE5055.S	3M™ Prevena Restor™ Arthro•Form™ Dressing – 33 cm x 30 cm	Case of 5
PRE5155.S	3M™ Prevena Restor™ Arthro•Form™ Dressing – 46 cm x 30 cm	Case of 5
PRE5255.S	3M™ Prevena Restor™ Bella•Form™ Dressing – 21 cm x 19 cm	Case of 5
PRE5355.S	3M™ Prevena Restor™ Bella•Form™ Dressing – 24 cm x 22 cm	Case of 5
PRE5455.S	3M™ Prevena Restor™ Bella•Form™ Dressing – 29 cm x 27 cm	Case of 5
Accessories		
PRE1095.S	3M™ Prevena™ 45 ml Canister	Case of 5
PRE4095.S	3M™ Prevena™ Plus 150 ml Canister	Case of 5
PRE9090.S	3M™ Prevena™ Therapy V.A.C.® Connector	Case of 10
Kits		
PRE1001.S	3M™ Prevena™ Incision Management System – 20 cm	Each
PRE1101.S	3M™ Prevena™ Incision Management System – 13 cm	Each
PRE3201.S	3M™ Prevena™ Plus Incision Management System – 35 cm	Each
PRE4001.S	3M™ Prevena™ Plus Customizable Incision Management System	Each
PRE5001.S	3M™ Prevena Restor™ Arthro•Form™ Incision Management System – 33 cm x 30 cm	Each
PRE5101.S	3M™ Prevena Restor™ Arthro•Form™ Incision Management System – 46 cm x 30 cm	Each
PRE5221.S	3M™ Prevena Restor™ Bella•Form™ Incision Management System – 21 cm x 19 cm	Each
PRE5321.S	3M™ Prevena Restor™ Bella•Form™ Incision Management System – 24 cm x 22 cm	Each
PRE5421.S	3M™ Prevena Restor™ Bella•Form™ Incision Management System – 29 cm x 27 cm	Each

*Maximum length of therapy with 3M™ Prevena™ Therapy Platform is 7 days. Maximum length of therapy with 3M™ Prevena Restor™ Therapy Platform is 14 days.

Discover more at Prevena Central.



Prevena Central is your one-stop platform for all things 3M™ Prevena™ Therapy. Designed with busy healthcare professionals in mind, Prevena Central provides incision management resources that help to advance the standard of care.

To access Prevena Central visit go.solventum.com/prevenaau or scan the QR code.



Note: Specific indications, limitations, contraindications, warnings, precautions and safety information exist for these products and therapies. Please consult a clinician and product instructions for use prior to application. This material is intended for healthcare professionals.

References:

1. Jenks, P.J. Clinical and economic burden of surgical site infection (SSI) and predicted financial consequences of elimination of SSI from an English hospital, Volume 86 (2014), Issue 1, pg 24–33.
2. Merkow R, et al. Underlying reasons associated with hospital readmission following surgery in the US. JAMA. 2015;313(5):483-95.
3. M. Nobile, P. Navone, A. Orzella, et al. Developing a model for analysis the extra costs associated with surgical site infections (SSIs): an orthopaedic and traumatological study run by the Gaetano Pini Orthopaedic Institute, 4 (2015), p. P68.
4. Wilkes RP, Kilpadi DV, Zhao Y, et al. Closed Incision Management With Negative Pressure Wound Therapy (CIM): Biomechanics. Surgical Innovation. 2012;19(1):67-75.
5. Haridas B, Kieswetter K, Haggerty M. Test Report: Negative Pressure Therapy on Intact Skin: Poroelastic Finite Element Modeling of Interstitial Fluid Pressures. DOC-0000049240. Rev A, 1-13. 6-27-2019. San Antonio, TX, KCI. Ref Type: Report.
6. Cooper HJ, Silverman RP, Collinsworth A, Bongards C, Griffin L. Closed Incision Negative Pressure Therapy vs Standard of Care Over Closed Knee and Hip Arthroplasty Surgical Incisions in the Reduction of Surgical Site Complications: A Systematic Review and Meta-analysis of Comparative Studies. Arthroplasty Today. 2023;21:101120. Published 2023 Apr 3.



KCI Medical Australia Pty Ltd | Building A, 1 Rivett Road, North Ryde NSW 2113 | 1300 524 822 | solventum.com/en-au
InterMed Medical Limited | 71 Apollo Drive, Albany, Auckland 0632 | 0800 524 222 | intermed.co.nz

©Solventum 2025. Solventum and the S logo are trademarks of Solventum or its affiliates. 3M and the 3M logo are licensed trademarks of 3M.